

INDICATORS

A chance of improvement

TRAINING PROFILE, 2022



General Info

INDICATORS Profile

Company Name	Year of establishment	# of Key Staff	Registration No
INDICATORS	2017	10	52077

Location: [İncilipınar Mahallesi, Nail Bilen Caddesi, Kantar İş Merkezi, Kat 4, Kapı 404, 27090 Şhitkamel.](#)

Phone: [+90 537 656 74 31](tel:+905376567431)

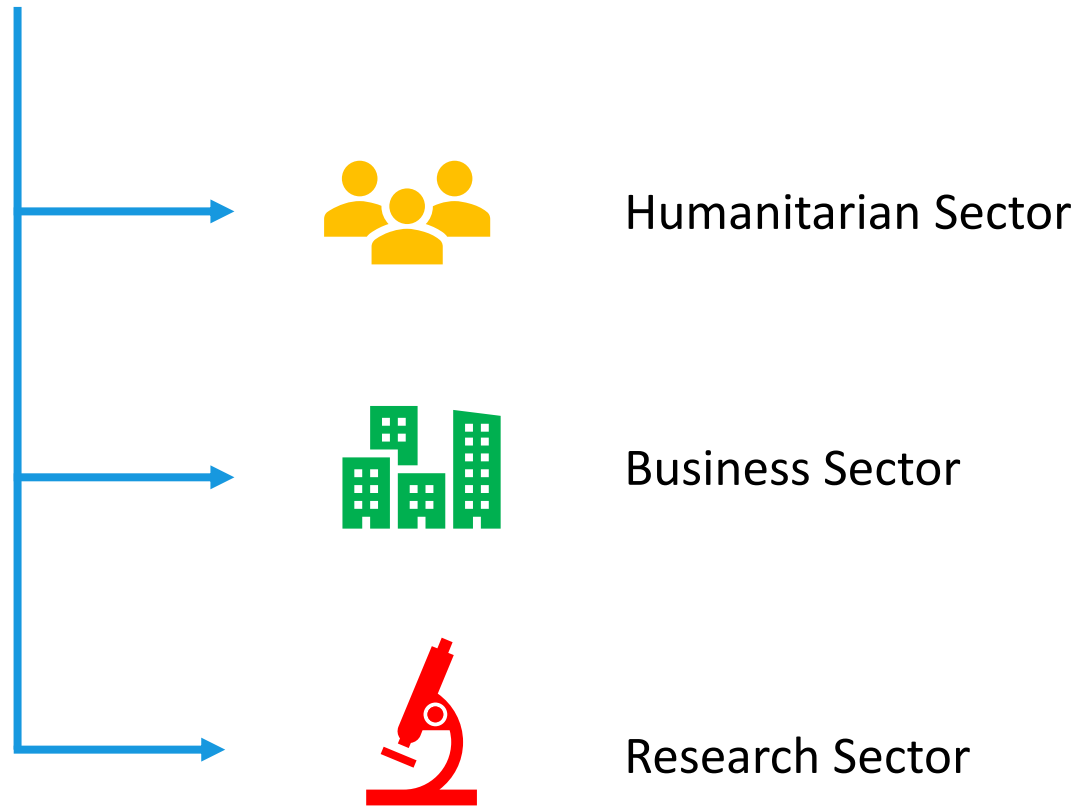
Email: info@indicators.company

Website: www.indicators.company

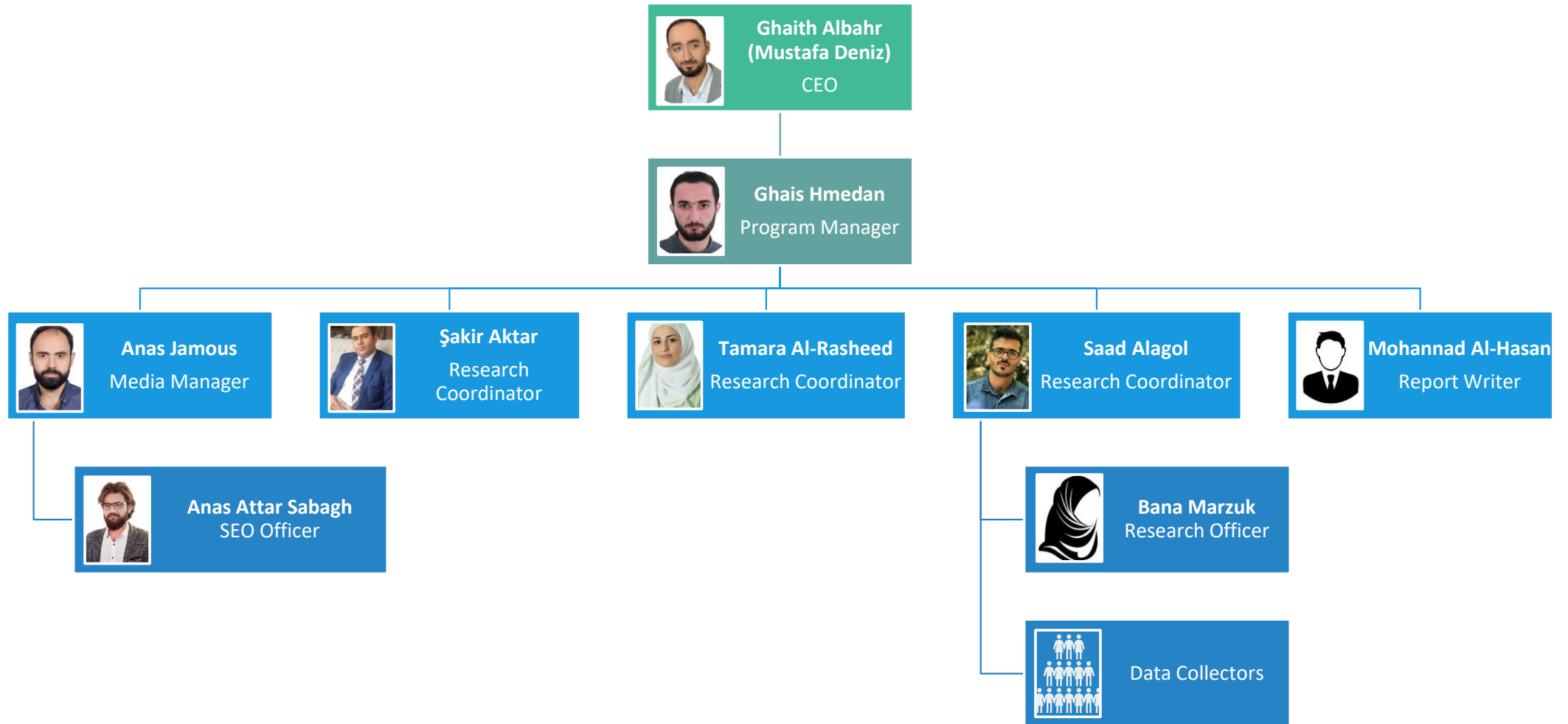


Work sectors

A research company specialized in analytics, research and consulting. provides services in three sectors:



Our Team





Ghaith Albahr (Mustafa Deniz)

About the trainer

- Founder and CEO of INDICATORS.
- Expert and trainer in M&E, market research and statistics.
- Consultant in needs assessment, MEAL and statistical research.
- professionally experience in designing and delivering research and third-party monitoring and evaluation programs to many clients such as Harvard University, University of Essex, UN Agencies, Global Communities, US Department of State, ACTED and World Vision.
- Consultant: provided consultation to many NGOs and companies around the world in the field of research methodologies and analytics.

Education

- Preparing PhD in statistics. Çukurova University, Faculty of Science, Department of Statistics, Turkey, Adana.
- Master Degree, Aleppo University, Faculty of Science, Department of Statistics. Syrian Arab Republic.
- Bachelor Degree, Aleppo University, Faculty of Science, Department of Statistics.
- University of Aleppo, Syria Statistical Quality Control Trainer Certificate.
- University of Aleppo, Syria Certificate of advanced statistical analysis IBM SPSS Statistics for the specialized teacher.
- ISO 9001 for Internal Auditing, LRQA; United kingdom.
- PMD Pro1+2 training, Project Management for Development, Certified PMD Pro1+2 trainer, LINGOs; Turkey.
- English Certificate, TOEFL IBT, Score 120/65

Provided training

- Teaching statistical subjects at the Faculty of Science, Aleppo University such as: Mathematical statistics topics (probability theory, stochastic process, sample theory, time series...)
- Data analysis:
 - IBM SPSS
 - Microsoft Excel
 - Minitab
 - R studio
- Interactive report:
 - Microsoft PowerBi
- Research methodologies:
 - Questionnaire writing
 - Sampling methods
 - Report writing skills
 - Data collections channels
 - Electronic Questionnaires using Kobo
 - Data quality control
- MEAL:
 - Monitoring and Evaluation
 - M&E report writing
 - Project impact analysis
 - Humanitarian needs assessment
 - Market assessment and market monitoring





Ghaith Hamedan

About the trainer

- Operation Manager, INDICATORS.
- Ghaith Hamedan is a recognized expert and trainer in the field of MEAL (Monitoring, Evaluation, Accountability, and Learning) data collection, data analysis.
- Holds a Bachelor's degree in Law and is currently preparing for Master in Commercial Law.
- Worked on third-party monitoring and evaluation programs to international entities including UN Agencies, US Department of State, Global Communities, Acted Goal, World Vision, World Food, and many companies and research centers.

Education

- American University, Washington College of Law; Diploma in International Law.
- MSc: Legal Regulation of Islamic Banking Activities; Aleppo University, Faculty of Law, Department of Commercial Law, Syria.
- Aleppo University, Faculty of Law. Syrian Arab Republic.

Provided training

Provided trainings for many companies and NGOs in the field:

- Research Methodologies
 - Report writing skills
 - Questionnaire writing
 - Sampling methods
 - Data collection channels
 - Data collection skills
- Analytics
 - Microsoft Excel
- M&E
 - Monitoring and evaluation
 - M&E report writing.





Tamara Alrasheed

About the trainer

- Research Coordinator in INDICATORS.
- Preparing, writing and designing electronic questionnaires.
- Provided trainings to the data collection teams for many projects.
- Coordinating data collection by managing and monitoring the data collection teams.
- Works on the data cleaning and data analysis for the research projects.

- Designing interactive reports using MS Power BI.

- Engaged in data collection activities using IOM's multi-sector assessments tool (central and household)
- Assisted in e-card activation and distribution process and followed up with beneficiary complaints when received

Education

- Al-Furat University - Deir Ezzor, Syria, Faculty of Petrochemical Engineering
- TÖMER Certificate for Turkish Language, Gaziantep university.

Training programs

- Research Methodologies
 - Data collection channels
 - Data collection skills
 - Electronic Questionnaires using Kobo

- Analytics
 - Microsoft Excel
 - IBM SPSS
 - Data quality control

- Interactive report
 - Microsoft PowerBi



Training Programs



Research Methodologies

- Polls
- Questionnaire writing
- Sampling methods and sample size calculation
- Data collection channels
- Electronic Questionnaires using Kobo
- Report writing skills
- Data collection skills



Analytics

- Data quality
- Data analysis using SPSS
- Data analysis using Excel
- SPSS Statistical Quality Control
- Statistical Prediction
- Statistical testing of academic research
- Microsoft Power BI




MEAL

- Monitoring and Evaluation
- Projects Impact Analysis
- Humanitarian needs assessments

Research Methodologies





Main topics

- Types of polls and their uses.
- Writing poll questionnaire.
- Poll's data collection methods.
- Quality testing of poll questionnaire.
- Analysis of polls data.
- poll's report writing.

Languages



Arabic

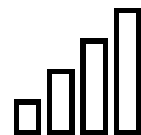


Turkish




English

Level



2 levels

Hours



24 hours



Main topics

- Data types and data sources.
- Types of questions: strengths weaknesses and uses.
- Types of question choices and their use.
- Types of questionnaires and where to use each.
- Questionnaire development steps.
- Reliability test of the questionnaire.

Languages



Arabic

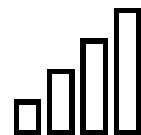


Turkish




English

Level



2 levels

Hours



24 hours



Main topics

- Identify the study community.
- Studying the nature of society (its classes and assemblies).
- Review the objectives of the study and the corresponding sampling methods.
- Types of sampling and indicators of representative society.
- Sample mapping and distribution of categories.

Languages



Arabic

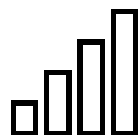


Turkish



English

Level



1 levels

Hours



16 hours



Main topics

- Data collection: tools, channels and means.
- types of data collection means: field, electronic, interviews, Phone calls.
- Pros and cons.
- When we use each in data collection.

Languages



Arabic

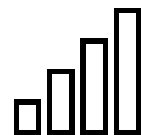


Turkish



English

Level



1 levels

Hours



12 hours



Main topics

- Introduction to Kobo.
- Design questionnaires using the Kobo Toolbox.
- Test questionnaire and check designing errors.
- Skip logic and conditional questions in Kobo.
- Kobo programming using Excel.
- Deploy the questionnaire and share it with the data collection team.
- Field interviews using the Kobo Collect app.
- Send data from the application to the main platform.
- Export data from Kobo.

Languages



Arabic

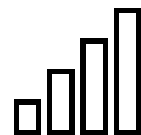


Turkish



English

Level




2 levels

Hours



24 hours



Main topics

- Types of research reports.
- The structure of report.
- The use of statistical outputs in the report.
- The analysis of qualitative data and data triangulation.
- The ways of communicating the recommendations to decision makers.

Languages



Arabic

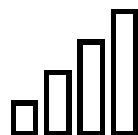


Turkish



English

Level




1 levels

Hours



24 hours



Main topics

- Data collection ethics.
- Individual interviews.
- Key informant interviews.
- Observation and field visit.
- Dealing with the issues may occur in the data collection.
- Debriefing of data collection process.
- Using electronic data collection apps.

Languages

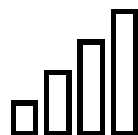


Arabic




English

Level



1 levels

Hours



24 hours

Analytics





Main topics

- Data types.
- Quality assurance starting from:
- Questionnaire development and reliability testing.
- The training of data collectors.
- Data collection platform.
- Training of the enumerators.
- Data collection monitoring tools.
- Data Validation Mechanisms.
- Data review and audit mechanisms.
- Data cleaning: lost data, abnormal and extreme data.
- Auditing the quality of data analysis outputs.

Languages



Arabic

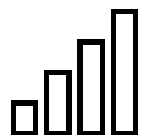


Turkish




English

Level



1 levels

Hours



24 hours



Main topics

- Introduction to SPSS.
- Data entry in SPSS.
- Descriptive data analysis.
- Analysis of multiple-response questions.
- Data crosstabulation and disaggregation.
- Correlation and regression.
- Data cleaning.
- Data management (select, split, weighting).
- Data transforming.
- Charts and graphs in SPSS.
- Chart editing.

Languages



Arabic

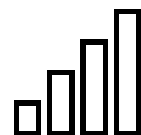


Turkish



English

Level



3 levels

Hours



40 hours

Data Analysis Using Excel



Main topics

- Data Validation.
- Data cleaning.
- Data analysis functions in Excel.
- Descriptive statistics using Excel.
- Charts and graphs in Excel.
- Pivot tables.
- Data management functions.
- Queries and data importing, exporting, summarizing and management.
- Creating interactive dashboard using Excel.

Languages



Arabic

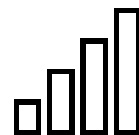


Turkish




English

Level



3 levels

Hours



40 hours



Main topics

- Quality management concept.
- What is the statistical definition of quality and its benefits.
- The seven tools of statistical quality control.
- Using SPSS in statistical quality control.

Languages



Arabic

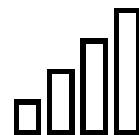


Turkish



English

Level



1 levels

Hours



24 hours



Main topics

- The most important statistical tools for predicting.
- Regression analysis: simple, multiple, curved.
- Statistical prediction using time series.
- Testing prediction methods.

Languages



Arabic

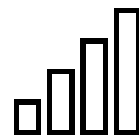


Turkish




English

Level



2 levels

Hours



32 hours

Statistical Testing of Academic Research



Main topics

- Basic concepts of statistical tests.
- Experimental design.
- Questionnaire reliability testing.
- Factorial analysis.
- Parametric statistical tests.
- Non-parametric statistical tests.
- Conducting statistical tests using the IBM SPSS program.

Languages



Arabic

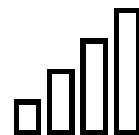


Turkish




English

Level



2 levels

Hours



32 hours



Power BI

Main topics

- Introduction to Power BI.
- Getting data from different sources (local or online sources).
- Data cleaning.
- Charts and tables and data visualization.
- Editing visualizations.
- Report publishing and online Power BI platform.
- Report management: access, updating....
- Queries and data management in Power BI.
- Advanced tricks in Power BI.

Languages



Arabic

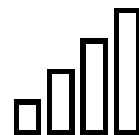


Turkish




English

Level



2 levels

Hours




32 hours

M&E



Monitoring and Evaluation



Main topics

- Development of Monitoring and Evaluation plan (Logical Framework and Indicator Matrix).
- Sphere standards and their role in the M&E.
- Main activities of M&E.
- M&E data sources.
- M&E questionnaire writing.
- Outputs of M&E.
- M&E data analysis and usage.
- M&E report writing.

Languages



Arabic

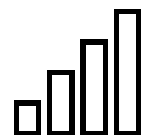


Turkish




English

Level



2 levels

Hours



40 hours



Main topics

- Impact analysis methods.
- The quasi experiment.
- The impact spread analysis.
- Impact indicators.
- Impact analysis tools.
- Data analysis.
- Writing an impact analysis report.

Languages



Arabic

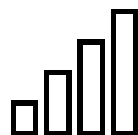


Turkish




English

Level



1 levels

Hours



16 hours



Main topics

- Types of humanitarian needs assessment.
- Criteria of humanitarian needs.
- Data collection tools for humanitarian needs assessment.
- Data analysis for humanitarian needs assessment.
- writing humanitarian needs reports.

Languages



Arabic

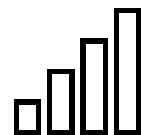


Turkish



English

Level



1 levels







Hours



24 hours

Our Achievements



Client	Training	Location	Status
 HIHFAD	M&E report writing	Turkey	Done
	Advanced data analysis using Excel – Power Bi	Turkey	Done
	AAP	Turkey	Done
	Data analysis using SPSS and M&E report writing	Turkey	Done
	Full package of research skills (excel- PowerBi-research methodology- developing of indicators-market research)	Turkey	Done
	Need assessment	Turkey	Done

Client	Training	Location	Status
	PowerBi	Turkey	Done
	Full package of research skills (excel-PowerBi-research methodology-developing of indicators-market research)	Turkey	Done
	Peace Polls	Turkey	Done
	M&E report writing skills-Development of APP system-PowerBi	Turkey	Done
Alsharq research center	Polls	Turkey	Done
	Using research to document violations	Turkey	Done

INDICATORS

A chance of improvement

www.indicator.company
info@indicator.company
[+90 553 368 0175](tel:+905533680175)

